

The House Takes a Vacation

by Jacqueline Davies

A jovial, imaginative and fun story about what might happen when a family leaves for a vacation and their house decides to explore the world.



Read

Before:

Introduce the book and tell the children a little bit about it. Follow that with a comment or question that is related to the story such as, *Where do you think a house would travel to?* Encourage a discussion so the children can comment, ask questions, and express their feelings. Set the stage for listening by asking an "I wonder" statement based on the cover illustration.

- I wonder how that house is able to walk?

During:

Encourage the children to comment on the illustrations, ask questions, and predict what will happen next in the story. Children gain confidence and a sense of achievement through being able to correctly predict how a story will end. Point out "rare words" (e.g., those words that are not commonly used in every day conversation) and help the children relate the meaning in a way that makes sense to them.

Rare Words in *Arthur's Family Vacation*

- sniffed: to breathe in through the nose quickly and briefly
- stuccoed-up: decorative work molded from stucco
- neighborhood: people who live near each other or in the same vicinity
- complained: to express discontent or unhappiness about a situation
- examine: to study or investigate something
- refused: to declare a decision to not do something
- deserted: to leave a place with no one staying behind
- mumbled: to speak or utter something quietly without opening the mouth very much
- gutters: a metal or plastic channel attached to a roof that carries water away
- shingles: a small flat tile, used to cover a roof
- creaked: to make a prolonged squeaking noise
- vast: very great in size or amount
- shifted: to move something to a different position
- uncomfortably: awkward or uneasy
- shattered: to smash into pieces
- twittered: to quiver or move about nervously and quickly
- foundation: the support for a building
- drifted: to be carried along by the flow of water or air
- amateur: somebody with limited skill in or knowledge of an activity

After:

Discuss the story. Ask questions...

- Why did the house decide to go on holiday?
- Where did the windows want to go? The front door?
- Why did the sunporch want to travel to the sea?
- Who wanted to lead the way? What did the basement do?
- How long did the trip take?
- What happened at night? How did the house feel?
- What insects started to party? How late did the party last?
- How did the house feel the next morning?
- What did the house try to do the next day?
- Describe what happened when the house started to surf.
- What did the sunporch dream about?
- What did the house look like after it returned home from the vacation? How did the family react to seeing the house?



Do

My Own House

You will need: scissors, glue, markers/crayons and construction paper

After reading the story, hand out the *My Own House* sheet to each child. Describe each picture and talk about the elements of a house. Allow the children enough time to color, cut and paste their house pieces together on their construction paper.

If desired: Allow the children to share with his/her classmates a story about a vacation that their house would take.

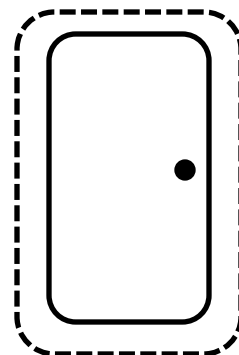
My Name: _____

My Own House

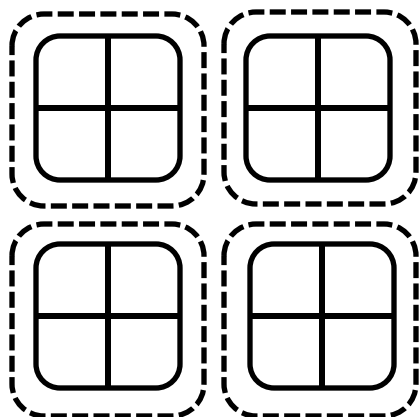
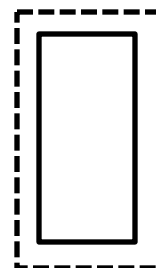
Base



Door



Chimney



Windows

Roof

