

Jamberry

by Bruce Degen

Whether on a train, in a canoe or in a hot air balloon, children will enjoy following two friends as they search for berries.



Read

Before:

Introduce the book and tell the children a little bit about it. Follow with a comment or question that is related to the story such as, *Have you ever had a blueberry? Did you like it?* Encourage a discussion so the children can comment, ask questions, and express their feelings. Set the stage for listening by asking an "I wonder" statement based on the cover illustration.

- I wonder how many berries are in the hats?

During:

Encourage the children to comment on the illustrations, ask questions, and predict what will happen next in the story. Children gain confidence and a sense of achievement through being able to correctly predict how a story will end.

After:

Discuss the story. Ask questions...

- How many blueberries did the bear and boy pick?
- What did the boy and bear ride in?
- Why were the two friends looking for berries?
- What other animals were on the river?
- What happened when the friends went over the waterfall?
- Name some of the other berries that the friends were looking for?
- Describe what it looked like when the bear and boy were dancing.
- What color was the train?
- Which animal was the train conductor?
- What instrument were the rabbits playing?
- What berry was on the flags?
- When the bear and boy were in the hot air balloon, what fruits were exploding in the air?
- How many different kinds of fruit made up the mountain?



Do

Lights, Camera, Action!

You will need: *Jamberry Script* sheet

After reading the story, cut out each script square and hand one square to each child. Help the children read the sentence on their square. Have the children line up (by number) in ascending order and read their sentence. After running through the story, have the children put down their cards and repeat their sentence from memory. If desired, shuffle the cards and give the students a new sentence. Have the students order themselves in story sequence.

My Name: _____

Jamberry Script



One (1) *berry*

Two (2) *berry*

Pick me a **blueberry**

1

Under the bridge 

And over the dam 



Looking for *berries*

Berries for jam 

3

Finger and  *pawberry*

My *berries*, your *berry*

5

 *Hatberry*

 *Shoeberry*

In my  *canoeberry*

2

Three (3) *berry*

Four (4) *berry*

Hayberry 

Strawberry 

4

Quickberry!

 *Quackberry!*

Pick me a **blackberry!**

7

"Children are
made readers
on the laps of
their parents."
—Emilie Buchwald

My Name: _____

Jamberry Script



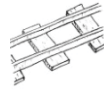
Strawberry  ponies



Trainberry



Strawberry  lambs



Trackberry



Dancing in meadows

Clickety-clackberry

Of



strawberry



jam

6

8

Rumble and ramble

Raspberry



In blackberry bramble



Jazzberry

Billions of berries

Razzamatazzberry

For blackberry jamble

Berryband



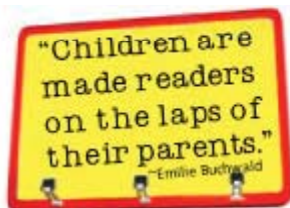
Merryband



Jamming in Berryland

9

10



My Name: _____

Jamberry Script



Raspberry



rabbits

Brassberry band



Elephants



skating

On



raspberry

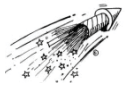


jam

11

Boomberry

Zoomberry



Rockets shoot by

13



Moonberry



Starberry



Cloudberry sky

12



Mountains and



fountains



Rain down on me

Buried in *berries*

What a  jam jamboree!

14

